



# Multi-Tasking TIPPA



visit Pat Neff MS Webpages for access to WebQuest via Mr. Harvey's faculty page.

# Initial Data Determinations



Students determine number of each color, total number of pieces, part-to-whole ratio, and fractional, decimal, and percentage relationships

More advanced students can determine degrees of central tendency

# Double Checking Data

Students check their initial calculations with either handheld calculators in class or with Desktop Calculators in the Computer Lab



# Excel Formula Info entered by each student



Assistance is provided on a need by need basis after students check with peers (left & right) first.

It is important for students to know how and why a given formula works.

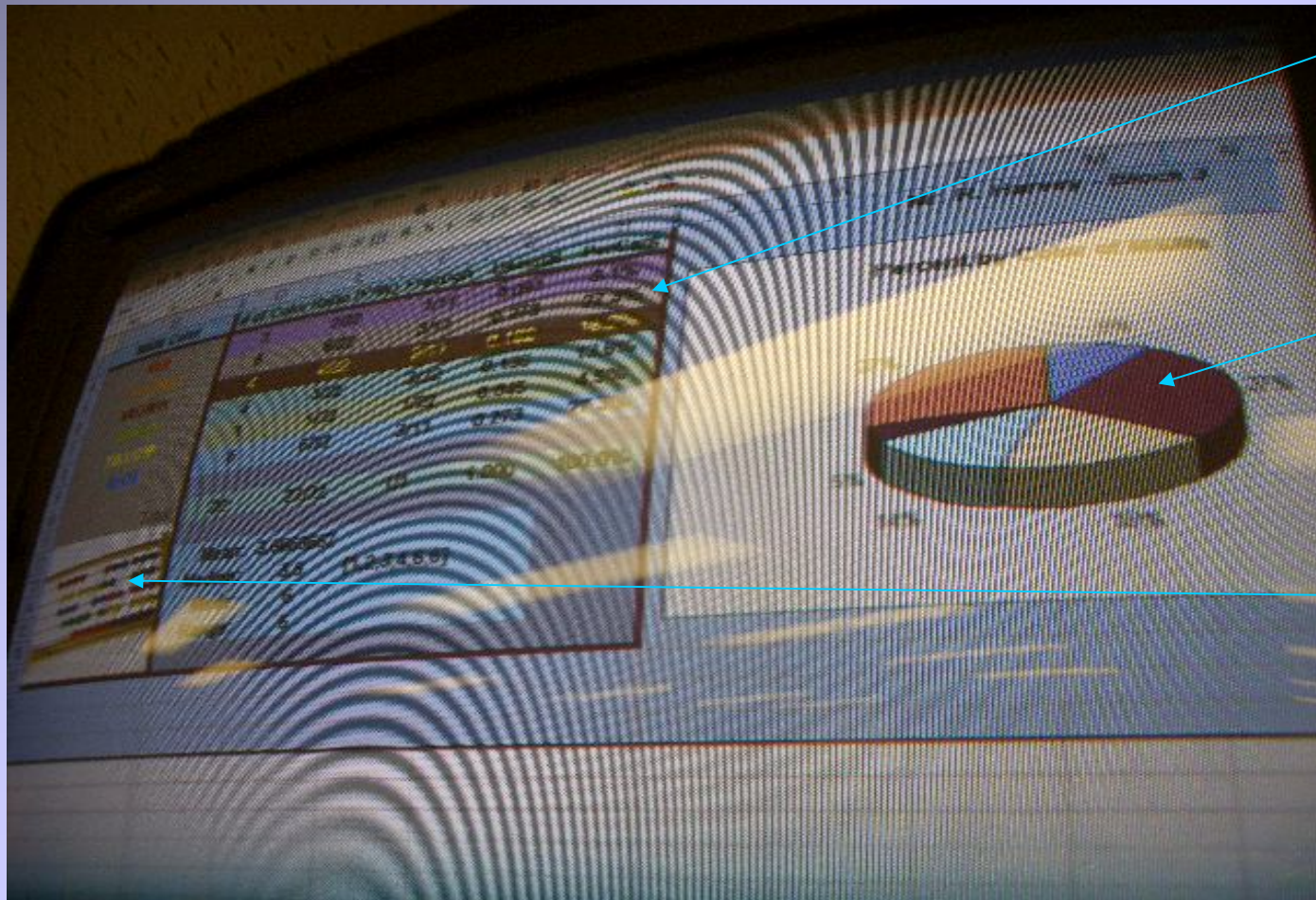
# Student Engagement



**WebQuest format keeps students busy and continuously challenged**

**By allowing peer conferencing, teachers are free to monitor and provide directed guidance**

# Results are Multi-Faceted



Excel  
Spreadsheet

Pie Chart

Appropriate  
Graphic

# Additional Tasks

- Given another period to complete the entire WebQuest, students ...
  - Perform Reflective Summary in WORD
  - Create PowerPoint presentation to share with peers
  - Have a complete technological package for inclusion in Electronic Portfolio